

An Implementation of Moving Object Detection in Compressed Domain of HEVC for Video Surveillance with Results

Vinutha H Reddy¹, Chhaya S.Pawar²

Computer Engineering¹, Asst. prof, Dept. of Computer Engineering²

Datta Meghe College of Engineering-Airoli^{1,2}

Email-vinutha.hreddy@gmail.com¹, chhaya@dmce.ac.in²

Abstract- Detection of the moving objects has many important applications, such as identify abnormal events in the traffic like traffic accidents, monitor activity in public areas, businesses or commercial buildings for real-time or later review. In this work an approach to detect the moving object in compressed domain HEVC is discussed which is used in video surveillance system. Because High Efficiency Video Coding (HEVC) has a large potential to identify events by reusing coding structures in HEVC, which saves vast extent of computational resources. Here the feature Motion Intensity Count (MIC) makes use of motion vector, coding unit and prediction unit of HEVC. By calculating MIC we can predict imprecise the moving objects, then by applying thresholding only on the Largest coding unit (LCU) whose difference in MIC value is greater than zero to get actual segmented output. This paper is an extension of [1] with implementation and experimental results.

Index Terms- Segmentation, video surveillance, HEVC, Motion Intensity Count.

1. INTRODUCTION

Video is used in several different applications like Video Conferences, Medical diagnostic, Security devices etc. Video compression is needed to facilitate both storage and transmission in real time. Digital video shares all the features of other digital formats, including lossless transmission, lossless storage, and ease of editing. A video sequence will be seen as a composition of video objects instead of a set of consecutive frames. Video object segmentation, which extracts the shape information of moving object from the video sequence. Video object segmentation can be described as a method of extracting moving object from each frame of the video sequence. For object-based representations, it is required to compress each video object as it moves in time. One favourable aspect of compressed videos is that it already contains extra additional information such as partition modes and motion vectors can be viewed as coarse analysis of object. Moreover, comparing to previous video coding standard H.264, the latest standard High Efficiency Video Coding (HEVC), which came out in early 2013, currently there is no published work on event detection in the compressed domain of HEVC. For H.264, there are few related works, which involves object segmentation, tracking, and motion detection. As HEVC have different coding structures with H.264, these methods cannot be directly applied to HEVC.

2. LITERATURE SURVEY

This chapter serves to highlight some of the motivations underlying the object based video coding approach.

Manu Tom, R. Venkatesh Babu [5], they proposed an approach for moving object detection in H.264/AVC compressed domain. The proposed algorithm initially Segemnts based on th quantization parameter and maceo block size, their proposed approach allows the video streams to be encoded with different quantization parameters across macroblocks thereby increasing flexibility in bit rate adjustment. C. Poppe [6], they proposed a fast method for motion segmentation for H.264 based on the size and transform coefficients used within the video stream. This algorithm needs the values of QP to be fixed while encoding, reducing bit rate flexibility. Kalyan Goswami [7], they proposed a new mesh-based moving object detection technique for tracking. A dense mesh has been generated on that part of an frame where the moving object are present else less dense mesh has been formed. This algorithm does not require any prior information about the location of the object inside a video frame. This algorithm captures moving object inside a video sequence without any pre- or post-processing. the motion characteristics are tuned manually. Dingming Liu [3], Here they introduced a new approach to extract the object based on moving detection and graph cut. Firstly, they get the moving information of the object in each frame with frame difference of three continuous frames.

Here the possibility foreground which will segment to extract, It can be solved by graph cut, extract the object in each frame with the graph cut algorithm to segment each frame to extract the moving object. This system still has some limitations. First, when the foreground and background colors are very similar, high quality segmentation usually is hard to be obtained. Vijay Jumb [4], an approach for color image segmentation is presented. In this method foreground objects are distinguished clearly from the background. Initially RGB is converted into HSV and extract V from HSV, then apply Otsu on V channel and then apply K-means algorithm for over segmented. Huang LI, Yihao ZHANG [2], they proposed an event detection method for surveillance video in compressed domain of HEVC. They proposed a Motion intensity count and motion intensity prediction methods to find difference of frames and abnormal event detection method to find the abnormal events which are typically traffic accidents for traffic video surveillances.

3. PROPOSED SYSTEM

To analyze the captured images to find moving objects, a decoding step is needed. By avoiding this decoding step and we reused the work done during the encoding to detect moving objects directly upon the compressed video stream. The key idea in our proposed system is we are presenting segmentation to extract the moving objects in HEVC compressed domain

The general flow of the system is illustrated in following proposed diagram:

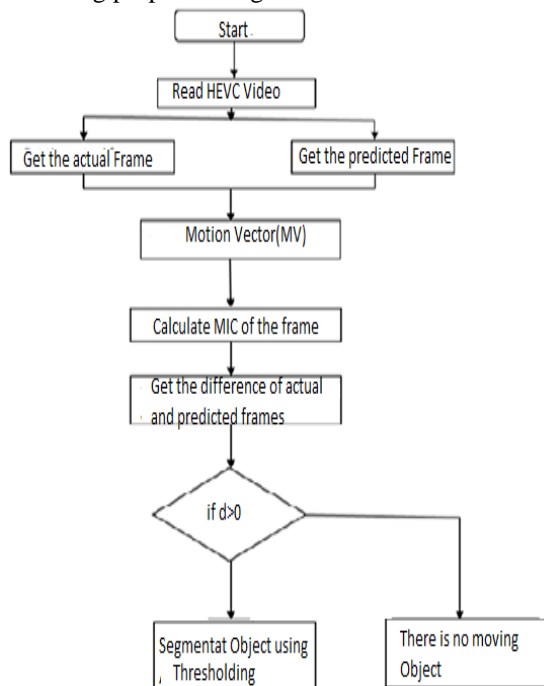


Fig 3.1: Flow of proposed system.

There are mainly two contributions here: the first is a compressed-domain video feature MIC to measure the motion intensity within a video region and a motion intensity transmission method to predict MICs for subsequent frames; the second is that, by identifying the difference between predicted and actual motion intensity. Segment the Video Objects if the difference is greater than zero. Apply thresholding on LCU, if the difference d is greater than '0'.

3.1 Motion Intensity Count (MIC)

We firstly briefly explain the related compressed-domain information in HEVC.




Fig. 3.2: LCU, PU and MV in HEVC.

In HEVC, each frame is firstly divided into squares of equal size, i.e. largest coding units (LCUs). Each LCU can be recursively divided into smaller unit until a proper partition reached. Each smallest unit is referred to as prediction unit (PU). For each inter-coded PU, there will be a motion vector (MV) indicating the best match position in the reference frame. As shown in Fig. 3.1, the red block is one of the LCUs, the green block is one of the Pus. LCU with intense motion have longer MVs and finer partitions.

Thus to represent the motion intensity within a LCU. MIC for each LCU is defined as follows:

Using $\|MV_i\|$ the set of the MVs within the same LCU, $area(PU_i)$ is the area of the PU containing this MV. LCU with larger MVs will have higher MIC.

3.2 Motion Intensity Count Prediction

A motion intensity transmission method to predict motion intensity changes between different frames caused by uniform linear motion.

In general, normal movement of pedestrians and vehicles can roughly be regarded as uniform linear motions and small deformation within several adjacent frames, especially when frame rate is high. Therefore, for normal motions, we may predict MIC changes linearly for subsequent frames.

For each PU containing a MV in frame n, we predict its new center position in frame m with following formula:

$$P_{pred} = P_{cur} - (m - n) * MV$$

Then the predicted MIC for each LCU in frame m can be calculated according to the predicted PU locations and MVs.

3.3 Object Segmentation:

Based on the feature of MIC and the MIC prediction method, we moving objects by identifying the difference between the predicted and actual MICs for each frame.

For each currently checking frame, we predict MICs for current frame by previous frames, which are inside a sliding window of size s . For each LCU in current frame, with the predicted MICs and actual MIC we can measure the differences.

If difference is greater than zero then there is possibility of moving objects are present in the LCU. Apply thresholding method on LCU whose value of d is greater than zero to extract the moving objects.

3.4 Thresholding:

The goal of segmentation is to simplify and/or change the representation of an image into something that is more meaningful and easier to analyse. Image segmentation is typically used to locate objects and boundaries in images. More precisely, image segmentation is the process of assigning a label to every pixel in an image such that pixels with the same label share certain characteristics.

Edges are significant local changes of intensity in an image. Edges typically occur on the boundary between two different regions in an image. Edges can be modelled according to their intensity profiles. The quality of edge detection is highly dependent on lighting conditions, density of edges in the scene and noise. While each of these problems can be handled by adjusting certain values in the edge detector and changing the threshold value for what is considered an edge.

Segmentation involves separating an image into regions corresponding to objects. The simplest property that pixels in a region can share is intensity. So, a natural way to segment such regions is through *thresholding*.

The simplest method of image segmentation is called the thresholding method. The key of this method is to select the threshold value. Several popular methods are used in industry including the maximum entropy method, Otsu, and k-means clustering.

Thresholding is used to extract an object from its background by assigning an intensity value $T(\text{threshold})$ for each pixel such that each pixel is either classified as an object point or a background point.

Global Thresholding: A single threshold for all the image pixels is used. When the pixel values of the components and that of background are fairly consistent in their respective values over the entire image, global thresholding could be used.

Local or adaptive thresholding: Different threshold values for different local areas are used, the threshold itself to smoothly vary across the image.

4. Experimental results and Discussions:

This algorithm is implemented using NetBeans version 8.0.2. The Net Beans Platform is a reusable framework for simplifying the development of Java Swing desktop applications, technical computing problems can be solved faster than traditional programming languages. The NetBeans IDE bundle for Java SE contains what is needed to start developing NetBeans plugins and NetBeans Platform based applications; no additional SDK is required.

The Experimental Results for Moving Object Detection in Compressed domain of HEVC for Video Surveillance are compared our segmentation results with other Segmentation methodology [2],[5],[6].

4.1 C. Poppe – 2009[6]

Result : This approach Detects moving objects in H.264/AVC compressed domain.

Procs and Cons : Needs the values of QP to be fixed while encoding, reducing bit rate flexibility.

This method simply displays the mask i.e., green color square as shown in Figure 4.1 on the moving objects, It identifies the moving objects rather than segmentation.



Fig 4.1: Result of C. Poppe – 2009[6]

4.2 Manu Tom - Dec 2013[5]

Result : This method Segments moving object in H.264/AVC compressed domain.

Procs and Cons : Allows Different QP across macro blocks, offers fine adjustment of bit rate which is essential for encoding and transmission of real-time surveillance videos.

This method segments the moving objects, but along with moving objects the background is also visible, fine segmentation is not achieved as shown in Figure 4.2.



Fig 4.2: Input Frame, Final Segmentation.

4.3 Vijay Jumb – Feb 2014 [4]

Result : Segments Color Images.

This method segments the colour Image using Otsu thresholding and K-means algorithm, as shown in the Figure 4.3 the fine segmentation cannot be achieved as lighter objects like green leaves is not visible in segmented output .



Fig 4.3: Input Image, Final Segmentation.

4.4 Huang LI, Yihao –July 2014[2]

Result : This method Detects Abnormal events detected in HEVC compressed domain

Procs and Cons : Detects the abnormal events using Bar Graph and Motion intensity count values..

As shown in the below Figure 4.4, this method displays the Bar graph where some abnormal event like traffic accident has happened.




Fig 4.4: Output frame for Abnormal Event Detection.

4.5 Proposed System

Result : This method Segments moving objects in compressed domain of HEVC which is used for video surveillance applications.

Procs and Cons : Segments the moving objects accurately compared to other segmentation techniques.

The result is shown in figure 4.5 and Figure 4.6, original frame in input video, followed by shows our segmentation result. It is clearly shown that our approach has a good segmentation result and can effectively segment the moving cars i.e., in traffic surveillance. The figure 4.7, figure 4.8 and figure 4.9 is the test image sequence which effectively segments the person and gesture. The first column shows the original frames in input video. The second columns show our segmentation result. As can be seen in the figures, our algorithm does a good job of extracting of the moving object from the static background.



Fig 4.5: Input frame and Output from proposed system.



Fig 4.6: Input frame and Output from proposed system on traffic surveillance.



Fig 4.7: Input frame and Output from proposed system in Laboratory.



Figure 4.8: Input frame and Output from proposed system for human action recognition in video surveillance.



Figure 4.9: Input frame and Output frame for proposed system.

The results shown that the proposed algorithm can accurately identify or segment the different types of moving objects in compressed domain of HEVC compared to other MPEG-4 or AVC segmentation approach.

5. Conclusion

The Moving objects identification is based on the information of HEVC compressed domain feature which is Motion Intensity Count (MIC) which is extracted from compressed domain information of HEVC, the Motion vectors, coding unit and prediction unit are used to identify MIC. The concrete segmentation is carried by thresholding to identify the moving object. Here thresholding is applied only on the largest coding unit (LCU) whose value of

difference in MIC values is greater than zero, but not on entire frame, this is important where image has different lighting conditions in different areas and also it will improve performance simply by applying Thresholding on specific LCU. This system will be useful for video surveillance applications for example like detecting severe traffic incidents online and make it possible to warn traffic operators to take urgent action etc. Compared to other systems, the proposed approach allows the video streams to identify moving object in different approach i.e., by using MIC. Currently, our work is limited to applications employing static surveillance cameras. We will do further research in how to extract foreground from moving Background i.e., adapting our method for moving-camera applications to get accurate segmented moving objects in future.

REFERENCES

- [1] Vinutha H Reddy, Prof. Chhaya S. Pawar, Paper Published in International Journal of Research in Advent Technology, Volume 3, Issue 3, March 2015 "Moving Object Detection in Compressed Domain of HEVC for Video Surveillance".
- [2] Huang LI, Yihao ZHANG, Ming YANG, Yangyang MEN, Hongyang CHAO, "A rapid abnormal event detection method for surveillance video based on a novel feature in compressed domain of HEVC", 2014 IEEE International Conference on Multimedia and Expo (ICME), 14-18 July 2014.
- [3] Dingming Liu , Jieyu Zhao "Spatio-temporal Video Object Segmentation Using Moving Detection and Graph Cut Methods". 2011 Seventh International Conference on Natural Computation.
- [4] Vijay Jumb, Mandar Sohani, Avinash Shrivastava , "Color Image Segmentation Using K-Means Clustering and Otsu's Adaptive Thresholding ". International Journal of Innovative Technology and Exploring Engineering (IJITEE) , Volume-3, Issue-9, February 2014.
- [5] Manu Tom, R. Venkatesh Babu, "Fast Moving-Object Detection in H.264/AVC Compressed Domain for Video Surveillance". 2013 Fourth National Conference on Computer Vision, Pattern Recognition, Image Processing and Graphics (NCVPRIPG), 18-21 Dec. 2013.
- [6] C. Poppe, S. D. Bruyne, T. Paridaens, P. Lambert, and R. Walle, "Moving object detection in the h.264/avc compressed domain for video surveillance applications," Journal of Visual Communication and Image Representation, vol. 20, no. 6, pp. 428-437, 2009.
- [7] Kalyan Goswami, Gwang-Soo Hong, Byung-Gyu Kim " A Novel Mesh-Based Moving Object Detection Technique in Video Sequence", Journal of Convergence Volume 4, Number 3, September 2013.
- [8] R. V. Babu, K. R. Ramakrishnan, and S. H. Srinivasan, "Video object segmentation: a

- compressed domain approach,” IEEE Transactions on Circuits and Systems for Video Technology, vol. 14, no. 4, pp. 462–474, April 2004.
- [9] Shahin Shaikh, Manjusha Deshmukh. “Video Compression Using H.264 - A Review” International Journal of Advanced Trends in Computer Science and Engineering, Vol.2 , No.1, Pages : 52-54 (2013).
- [10] C.Arunkumar Madhuvappan , Dr.J.Ramesh, “ Video Compression Motion Estimation Algorithms – A Survey”, International Journal of Scientific & Engineering Research, Volume 5, Issue 2, February-2014.
- [11] ThomasWiegand, Gary J. Sullivan, Gisle Bjøntegaard, and Ajay Luthra,” Overview of the H.264/AVC Video Coding Standard”, IEEE transactions on circuits and systems for video technology, vol. 13, no. 7, July 2003.
- [12] Wenming Yang, Jilin Liu and Huahua Chen, “Automatic Extraction of Moving Objects in Video Sequences Based on Spatio-temporal Information”, IEEE Transactions on Industrial Electronics Society, 2005. IECON MAY 2005.
- [13] Jens-Rainer Ohm, Gary J. Sullivan, Heiko Schwarz, Thiow Keng Tan, Thomas Wiegand, “Comparison of the Coding Efficiency of Video Coding Standards—Including High Efficiency Video Coding (HEVC)” IEEE transactions on circuits and systems for video technology, vol. 22, no. 12, December 2012.
- [14] G. J. Sullivan, J.-R. Ohm, W.-J. Han, and T. Wiegand, ”Overview of the High Efficiency Video Coding (HEVC) Standard”, IEEE Trans. Circuits and Systems for Video Technology, vol. 22, no. 12, pp. 1649-1668, Dec. 2012.